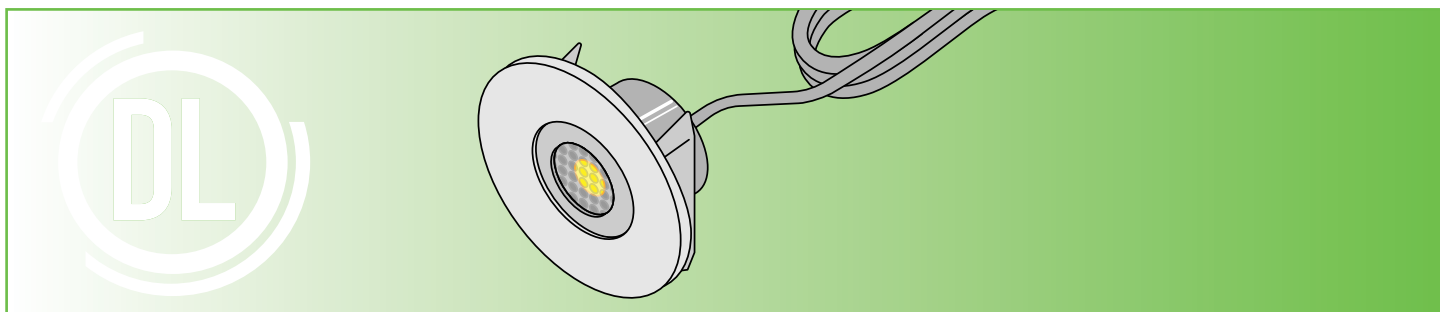




Item #

Project



DI-12V-SPOT-RG2-30

Voltage		12VDC
Wattage		2.1W
Lumens	3000K	174
Color Temperature		3000K
Beam Angles		20 or 32 Degrees
Angle Adjustable		+/- 20 Degrees
CRI		90+
Dimmable		Yes
Dimensions		2 x 0.9 in. (W x H)
Environment¹		Outdoor / Wet Location/ IP65
Certification		ETL Listed
Warranty		5-Year Warranty

SKU Builder

DI	-	12V	-	SPOT	-	RG2	-	30	-		-	BA
		Type		Type		Model		Color Temp		Beam Angle		
										20		
										32		

Example: DI-12V-SPOT-RG2-30-20-BA = Diode LED, SPOTMOD 2 Recessed Gimbal, 3,000K CCT, 20 degree beam angle.

SPOTMOD 2 RECESSED GIMBAL LED FIXTURE

SPECIFICATION SHEET

SPECIFICATIONS

- LED Chip Type: 5050 LED
- LED Chip Beam Angle: 20°, 32°
- Luminous Efficacy² (lm/w): 80~83
- Mounting: Pressure mount
- Connections⁵: 36 in. 20/2AWG 9mm Wet Location Female Connector
- Included Accessories: 24" Male Wet Location Splice Cable
- Ambient Temp⁶: -4 ~ 122°F (-20 ~ 50°C)
- Operating Temp⁷: -4 ~ 176°F (-20 ~ 80°C)

COMPLIANCE & REGULATORY APPROVALS

Certifications

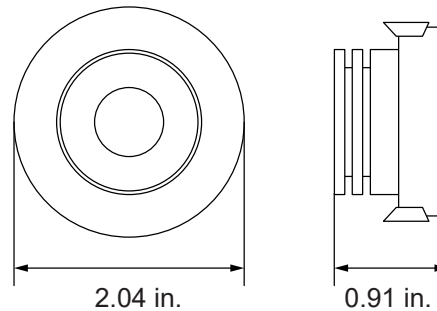
- ETL Listed (US and Canada) 4001928. UL 2108 Low Voltage Luminaire, CSA C22.2 #250.0

COMPATIBLE DRIVERS & CONTROLS

Visit the product page at www.DiodeLED.com for compatible LED drivers & controls. See the Installation Guide for system diagrams.

MECHANICAL DIAGRAM

SPOTMOD 2 - Recessed Gimbal



1. All plastics are affected by the elements and may shift in color and other properties after product installation, particularly with direct exposure to sun, chlorinated water, and other chemicals.
2. Actual efficacy value is dependent to specified LED driver (power supply). An estimated efficacy value can be calculated as follows: Lumen value divided by average power consumption of fixture.
3. Wire leads and accessories are not rated for in-wall installation unless otherwise noted. Attached wire leads and connections are field-cuttable.
4. Do not install product in an environment outside the listed ambient temperature. Exceeding the maximum ambient temperature may damage LED chips, reduce the total lamp life, lumen output, and/or adversely impact color consistency.
5. Operating temperature is measured according to the minimum and maximum ambient temperature environment.

SPOTMOD 2 RECESSED GIMBAL LED FIXTURE

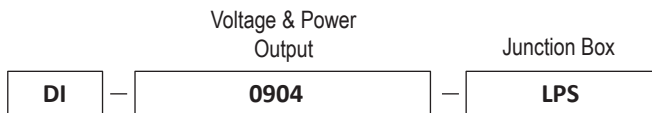
SPECIFICATION SHEET

LED DRIVERS (Required)

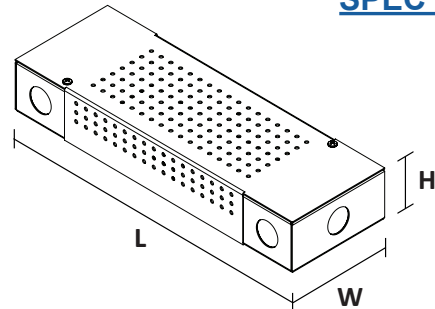
The following Listed LED Drivers are recommended for compatibility and to meet NEC code when installed according to specifications. For additional LED Driver options see Diode LED's product page at: <https://www.diodeled.com/products/led-power-supplies.html>

LO-PRO® JUNCTION BOX & DRIVER COMBO - 12V CONSTANT VOLTAGE LED DRIVER

Use Constant Voltage Drivers to power your lighting system. Compatible with Standard 120VAC On/Off Switches, REIGN® Low Voltage Dimmers, TOUCHDIAL™ Control System, DMX Decoders, and PWM Controls.



SKU	L - LENGTH	W - WIDTH	H - HEIGHT
DI-0904-LPS	11.25 in.	3.75 in.	1.90 in.
DI-CV-MW12V40W-277-LPS	11.25 in.	3.75 in.	1.90 in.
DI-CV-MW12V60W-277-LPS	11.25 in.	3.75 in.	1.90 in.

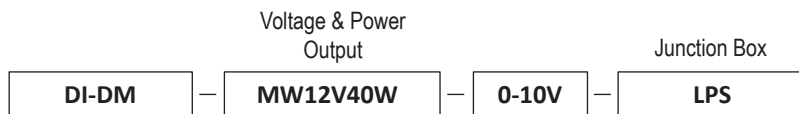


[SPEC SHEET](#)

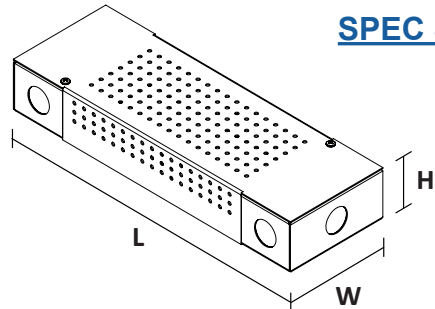


LO-PRO® JUNCTION BOX & DRIVER COMBO - 12V COMMERCIAL GRADE 0-10V LED DIMMABLE DRIVER

Compatible with 0-10V controls and dimming systems.



SKU	L - LENGTH	W - WIDTH	H - HEIGHT
DI-DM-MW-12V40W-0-10V-LPS	11.25 in.	3.75 in.	1.90 in.
DI-DM-MW-12V60W-0-10V-LPS	11.25 in.	3.75 in.	1.90 in.



[SPEC SHEET](#)

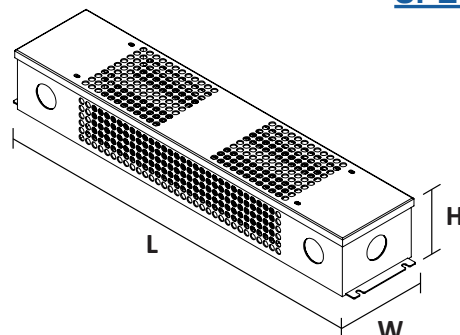


OMNIDRIVE® 2 ELECTRONIC DIMMABLE LED DRIVER

OMNIDRIVE 2 features a zero minimum load and 100-5% dimming range. Compatible with Forward Phase and Reverse Phase Dimmers. Please see Diode LED's Compatibility List at: <https://www.diodeled.com/custom/download/productFile/fileName/DI-OD2-Compatibility%20List.pdf>



SKU	L - LENGTH	W - WIDTH	H - HEIGHT
DI-OD2-12V24W	13.75 in.	3.00 in.	1.60 in.
DI-OD2-12V60W	13.75 in.	3.00 in.	1.60 in.
DI-OD2-12V120W	15.00 in.	3.10 in.	2.40 in.
DI-OD2-12V200W	16.10 in.	3.40 in.	2.40 in.



[SPEC SHEET](#)



SPOTMOD 2 RECESSED GIMBAL LED FIXTURE

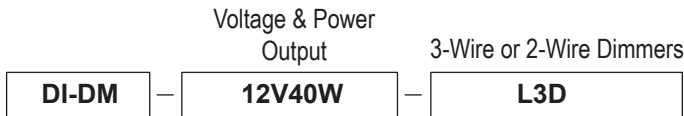
SPECIFICATION SHEET

LED DRIVERS CONT. (Required)

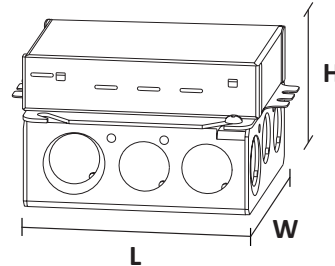
The following Listed LED Drivers are recommended for compatibility and to meet NEC code when installed according to specifications. For additional LED Driver options see Diode LED's product page at: <https://www.diodeled.com/products/led-power-supplies.html>

LUTRON Hi-lume 1% LED DIMMABLE DRIVER

Hi-lume 1% LED Driver has a minimum load of 5W and dims from 100-1%.



SKU	L - LENGTH	W - WIDTH	H - HEIGHT
DI-DM-12V40W-L3D	4.89 in.	4.00 in.	2.62 in.
DI-DM-12V40W-LTE			

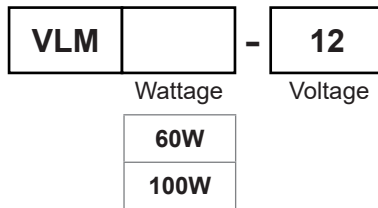


[L3D SPEC SHEET](#)
[LTE SPEC SHEET](#)

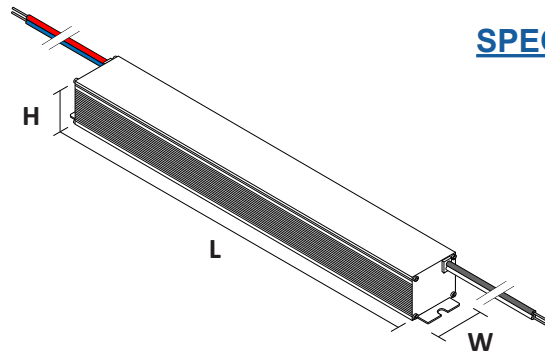


VLM SERIES CONSTANT VOLTAGE DRIVER

Use Constant Voltage Drivers to power your low voltage tape light. Compatible with Standard 120VAC On/Off Switches, REIGN® 12-24V Low Voltage Dimmers, TOUCHDIAL™ Control System, DMX Decoders, and PWM Controls.



SKU	L - LENGTH	W - WIDTH	H - HEIGHT
VLM60W-12	5.1 in.	.75 in.	.77 in.
VLM100W-12	5.38 in.	1 in.	.77 in.



[SPEC SHEET](#)

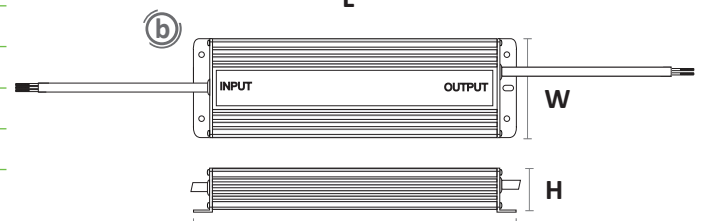
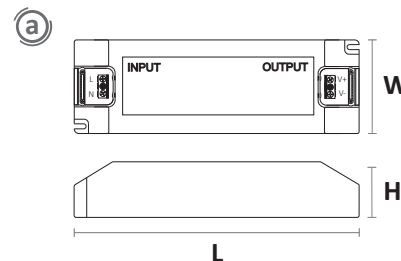


OMNIDRIVE® 12V ELECTRONIC DIMMABLE LED DRIVER

Compatible with Forward Phase and Reverse Phase Dimmers. Please see Diode LED's Compatibility List at: <https://www.diodeled.com/custom/download/productFile/filename/dimmer-master-compatibility-guide.pdf>



SKU	L - LENGTH	W - WIDTH	H - HEIGHT
DI-TD-12V-10W	a 5.5 in.	1.8 in.	1.1 in.
DI-TD-12V-20W	a 5.5 in.	1.8 in.	1.1 in.
DI-TD-12V-30W	a 7 in.	2.3 in.	1.4 in.
DI-TD-12V-45W	a 7 in.	2.3 in.	1.4 in.
DI-TD-12V-60W	b 7.9 in.	2.7 in.	1.8 in.



SPOTMOD 2 RECESSED GIMBAL LED FIXTURE

ADDITIONAL INFORMATION

- SPOTMOD 2 Recessed Installation Guide

SAFETY / WARNINGS / DISCLOSURES

1. Install in accordance with national and local electrical code regulations.
2. This product is intended to be installed and serviced by a qualified, licensed electrician.
3. Only install with a Class 2 DC Constant Voltage LED driver.
4. Only use copper wiring. Use wires rated for at least 176°F (80°C) and certified for use with external connection of electrical equipment.
5. Ensure applicable wire is installed between driver, fixture, and any controls in-between. When choosing wire, factor in voltage drop, amperage rating, and type (in-wall rated, wet location rated, etc.). Inadequate wire installation could overheat wires, and cause fire.
6. All plastics are affected by the elements and may shift in color and other properties after product installation, particularly with direct exposure to sun, chlorinated water, and other chemicals.
7. Do not install in environment where excessive heat may exist (ex. close proximity to fireplace, etc.) See Ambient Temperature ratings
8. Do not install indoor LED fixtures in outdoor / wet location environments. Only wet location tape light models are rated for outdoor / wet locations.
9. Do not modify product beyond instructions or warranty will be void.
10. Actual color may vary from what is pictured on this sheet and other print materials due to the limitations of photographic processes.
11. We reserve the right to modify and improve the design of our fixtures without prior notice. We cannot guarantee to match existing installed fixtures for subsequent orders or replacements in regards to product appearance, CCT, or lumen output.

WARRANTY

Limited Warranty

This product has a five (5) year limited warranty from the date of shipment. This warranty does not include the additional accessories referenced in this specification sheet. Complete warranty details for fixtures and additional accessories are available at www.diodeled.com/limited-warranty/ within the Policies section. For warranty related questions please contact product support.

Consumer's Acknowledgment

Elemental LED, Inc. stands behind its products when they are used properly and according to our specifications. By purchasing our products, the purchaser agrees and acknowledges that lighting design, configuration and installation is a complex process, wherein seemingly minor factors or changes in layout and infield adjustments can have a significant impact on an entire system. Choosing the correct components is essential. Elemental LED is able to work with the original purchaser to make an appropriate product selection to the extent of the limited information that the customer can provide, but it is virtually impossible for Elemental LED to design a system that foresees every unknown factor. For this reason, this Warranty does not cover problems caused by improper design, configuration or installation issues. Any statement from a Elemental LED employee or agent regarding a customer's bill of goods and/or purchase order is NOT an acknowledgment that the products purchased are designed and configured correctly. The purchase agrees and acknowledges that it is the customer's responsibility to adhere strictly to all information contained in the Product Specification Sheets.

There is often more than one way to design, configure and layout an LED lighting application properly to achieve the same lighting effect. Elemental LED strongly recommends that licensed professionals be used in the design and installation of lighting systems that include Elemental LED products. The specifications include important information that a designer and installer should carefully review and strictly follow. Qualified designers and certified and/or licensed installers, with access to the final installation environment, customer goals, and Elemental LED product specifications can make the requisite decisions appropriate for a successful finished lighting application.



© 2024 Elemental LED, Inc. All rights reserved.
Specifications are subject to change without notice.

Toll Free: 877.817.6028 | Fax: 415.592.1596 | www.DiodeLED.com | info@DiodeLED.com

SPEC SHEET | SPOTMOD 2 RECESSED GIMBAL | SS040824-2.1 | 5 OF 5